



ENCOUNTERING JESUS IN THE EUCHARIST

*A Eucharistic curriculum to support catechesis
for K-5th Grade*

The Diocese of Saginaw
Office of Parish Life and Evangelization

Adapted with permission from “The Year of the Eucharist” curriculum from the Diocese of Rapid City, SD. For the original materials, go to <https://www.rapidcitydiocese.org/k-5-year-of-eucharist-faith-formation/>.

The Eucharistic Revival: Encountering Jesus in the Eucharist

Table of Contents

Child/family Session #1: Encountering Jesus in the Eucharist	2
Child/Family Session #2: Praying with Jesus in the Eucharist: ARRR (Acknowledge, Relate, Receive, Respond)	6
Child/Family Session #3: Praying with Jesus in the Eucharist: Lectio Divina.....	11
Child/family Session #4: The Eucharist – Presence, Communion, Sacrifice--Source & Summit!.....	15
Child/family Session #5: The Scriptural Basis of the Eucharist.....	20
Child/Family Session #6: The Mass: Sacrifice, Thanksgiving, Memorial, Presence.....	24
Child/Family Session # 7: The Pledge of Glory to Come	28
Child/Family Session # 8: Annunciation: Mary, Mother of the Eucharist.....	34
Prayers Used.....	39

Adapted with permission from “The Year of the Eucharist” curriculum from the Diocese of Rapid City, SD. For the original materials, go to <https://www.rapidcitydiocese.org/k-5-year-of-eucharist-faith-formation/>.

The Eucharistic Revival: Encountering Jesus in the Eucharist

Child/family Session #1: Encountering Jesus in the Eucharist

Event	Catechesis #1 Encountering Jesus in the Eucharist
Event Category	Catechesis
Brief Description of Event	This lesson focuses on the Real Presence of Christ in the Eucharist, what the Real Presence is, and how it comes to be so.
Length of Time Needed	1 hour, or, if a meal or snacks are included: 1.5-1.75 hours
Schedule of the Event	<ul style="list-style-type: none"> • Meal, with the whole community (optional, 30-45 minutes) • Break into age levels (PS-2; 3-5, MS, HS, adults) • Lesson, with activities or discussion (45 minutes) • Gather the whole community in the chapel for a testimony (5-7 minutes) • Closing prayer and blessing in the chapel (5 minutes) • Snacks and fellowship (optional, and possible alternative to a meal, 15-30 minutes)
Goal	Deeper understanding of what the Real Presence of Eucharist is, love for Christ who gives himself to us in the Eucharist, a desire to receive him in the Eucharist
Age level(s)	K-5TH GRADE
Review	NA
Preparation	Gather the children and settle. Open with a prayer, asking the Holy Spirit to help their hearts and minds to be open the beautiful teaching of Jesus' presence in the Eucharist, then invite the children to join in praying the Holy Spirit prayer.
Proclamation	In the Last Supper, Jesus provided the Eucharist so that he can be with us always in the "Real Presence."
Explanation	<p>We know that Jesus lived in the land of Israel and was one of the Jewish people, a special people that God chose and set aside from the rest of the peoples over a thousand years earlier. In order to understand Jesus better, we need to go back to a time, hundreds of years before, when the Jewish people were in slavery for 400 years in Egypt, and they had cried out to God for a redeemer, to rescue them, to save them. God had sent them a man named Moses, and the night before they were set free, God had commanded Moses and his people to prepare a special meal.</p> <p>This meal would be very special. Because they would be leaving for a long journey the next day, God told them to prepare a special bread, called unleavened bread which would not have had any yeast in it. Yeast is the thing that makes normal bread light and fluffy. It is also called leaven. (Ask if anyone has ever seen bread being made and seen the rising process.) It only takes a very tiny bit of yeast or leaven to make the entire loaf of</p>

Adapted with permission from "The Year of the Eucharist" curriculum from the Diocese of Rapid City, SD. For the original materials, go to <https://www.rapidcitydiocese.org/k-5-year-of-eucharist-faith-formation/>.

bread rise. But this night, God wanted them to make their bread in a hurry, without yeast or leaven, so it was called “unleavened” bread.

(for older children, based on catechist’s judgement) In addition to the unleavened bread, God also told them to prepare a lamb. This was to be a special, spotless lamb, the most perfect lamb of the flock, which was to be sacrificed for their protection from death. During the meal, they were to eat of the lamb. In order to be spared from death, every member of the family would need to eat of the lamb.

God then told them to celebrate this meal every year afterwards, as a memorial, a special way to keep the memory of this meal alive, and to keep alive the memory of the night they were delivered from slavery and death. This meal was to be called “Passover”.

As a good and faithful Jew, Jesus would have gone to Jerusalem, the holiest city of the land, and celebrated this memorial meal of Passover every year. This story begins the night before Jesus died on the cross, when he gathered with his disciples, his friends, to celebrate the holy meal of Passover. Jesus knew that his time on earth was ending and that this was going to be his last supper with his friends, the ones he loved so much. He wanted to show them how very much he loved them.

During the meal, Jesus did something very different from a normal Passover meal. He took bread and wine and blessed it, using words that the disciples had never heard before. We’ve heard these words before, they are not new to us, but let’s listen to them and think and wonder what those disciples might have been thinking and feeling when they heard these words.

(Light candle & remind them, if necessary, of why we light a candle when reading scripture. We are going to light a candle today because we are reading the Bible, reading the words of God, about God, and about the life of Jesus . . . Jesus who is our light.) We have a picture for you to look at while we read. (You can use the PowerPoint slides provided for this session or a printed picture.)

Read Mk 14:12-16 (older children)

Read Mk 14:22-26

We’ve heard these words before, haven’t we? “He took bread, said the blessing, broke it and gave it to them” Where have we heard them? At Mass every week!

Then we hear him say what? “Take it; this is my body.” and then he takes the cup and says what? “This is the blood of the covenant, which will be shed for many.” We hear that at Mass every week too, don’t we?

What just happened? Jesus changed the bread and wine into his very own body and blood! Did the bread and wine change in the way that they looked? No. But Jesus said that it was now his body and blood, so it must have been true.

What did he do with this bread and wine, his body and blood? He gave it to his friends! It is like he gave them all of himself. His very own body and blood.

	<p>Why would he do that? Because he loved them very much and wanted to be able to be with them always.</p> <p>Every time we are at Mass, we celebrate Jesus' sacrifice of love. Every single Mass makes this sacrifice present, and makes Jesus actually present, his actual body and blood, in the bread and the wine.</p> <ul style="list-style-type: none"> (For older kids) We call this presence of Jesus in the bread and wine "Transubstantiation" We can think of this as the opposite of Transformers where the appearance of a Transformer changes, but their essence, their inside, stays the same. In the Eucharist, the outside, the appearance, stays the same, but the inside changes. Instead of bread and wine on the altar, there is Jesus' body and blood, his whole self, in the appearance of bread and wine. That is what we call Transubstantiation.
Application	<p>Possible Videos: (Always preview before use.)</p> <p>https://www.youtube.com/watch?v=hpl14IG01kk</p> <p>https://www.youtube.com/watch?v=Ry7JI7bgtwU</p> <p>Possible Activities:</p> <p>Bring in leavened bread and unleavened bread and compare the difference.</p> <p>Have families do "True Presence In The Eucharist- Printable Craft For Catholic Kids" - https://www.catholicicing.com/true-presence-in-the-eucharist-printable-craft-for-catholic-kids/</p> <p>Start a "Eucharistic Revival Journal" - Copy the corresponding lesson artwork page, and have the older children write a summary of the story under the picture and fill in the "Jesus I know you love me because" statement.</p> <p>Use the corresponding coloring page for younger children.</p>
Celebration	<p>(Light Candle) Pray a closing prayer (you might use the Anima Christi prayer on the handout), then join the rest of the community in the chapel for a testimony and closing prayer. If possible, have some social time after the closing prayer.</p>
Vocabulary	<p>The Jewish People Yeast, Leaven, Unleavened Passover Jerusalem Transubstantiation (older kids)</p>
Resources	<p>Resources Mk 14:12-16 (older children) Mk 14:22-26 Also see: Mt 26:26-30; Lk 22:14-20 Art: The Last Supper, Juan de Juanes, Wikimedia Commons</p>
Meal or snacks	<p>Will there be a meal or snacks as part of this event, beginning or end of event, how long, what prep is needed to be determined by the Parish.</p>
Testimony	<p>Will there be a testimony as part of this event, who will give it, how long to be determined by the Parish.</p>

Adapted with permission from "The Year of the Eucharist" curriculum from the Diocese of Rapid City, SD. For the original materials, go to <https://www.rapidcitydiocese.org/k-5-year-of-eucharist-faith-formation/>.



Copyright ©Sermons4Kids | All Rights Reserved | www.sermons4kids.com

While they were eating, Jesus took bread, and when he had given thanks, he broke it and gave it to his disciples, saying, "Take and eat; this is my body." Then he took a cup, and when he had given thanks, he gave it to them, saying, "Drink from it, all of you. This is my blood of the covenant, which is poured out for many for the forgiveness of sins." (Matthew 26:17-30, Mark 14: 12-26, Luke 22:7-20)

The Last Supper coloring page for ages 4-10

Supplies needed	<ul style="list-style-type: none"> • Bible, candle, match, snuffer, Bible, candle, match, snuffer or electric candle • Anima Christi Prayer Card • Full size Picture The Last Supper, on letter or ledger size paper. Can be laminated or decoupage, and kept throughout the year. <p><u>Depending on Activity:</u></p> <ul style="list-style-type: none"> • Leavened & Unleavened bread (i.e., cracker or matza bread) <p>For Story Summary:</p> <ul style="list-style-type: none"> • Art Journal Page, Lesson #1
Handouts needed	<p>Anima Christi Prayer Card Art Journal Page, Lesson #1, if desired</p>
Volunteers needed	<p>To be determined by the Parish. Teacher, people to help with activity, people to prepare and serve meal or snacks, etc.</p>
Advance preparation	<p>Training in advance, setup, music needed, etc.: to be determined by the Parish. Speaker/teachers have outline/handouts/materials, photocopies ready, setup for meal and classroom space, chapel ready for gathering, mics if needed, etc. Activity ready.</p>
Testimony	<p>Will there be a testimony as part of this event, who will give it, how long: to be determined by the Parish. See “An Indispensable Tool of an Evangelist: How to Give Your Testimony” by Marcel Lejeune in packet.</p>

Adapted with permission from “The Year of the Eucharist” curriculum from the Diocese of Rapid City, SD. For the original materials, go to <https://www.rapidcitydiocese.org/k-5-year-of-eucharist-faith-formation/>.

The Eucharistic Revival: Encountering Jesus in the Eucharist

Child/Family Session #2: Praying with Jesus in the Eucharist: ARRR (Acknowledge, Relate, Receive, Respond)

Event	Catechesis #2: Praying with Jesus in the Eucharist: ARRR, Journaling, Mass Journaling
Event Category	Catechesis
Brief Description of Event	This lesson is about growing in prayer when I spend time with Jesus in the Eucharist, focusing on ARRR, Journaling, and Mass Journaling
Length of Time Needed	1 hour, or, if a meal or snacks are included: 1.5-1.75 hours
Schedule of the Event	<ul style="list-style-type: none"> • Meal, with the whole community (optional, 30-45 minutes) • Break into age levels (PS-2; 3-5, MS, HS, adults) • Lesson, with activities or discussion (45 minutes) • Gather the whole community in the chapel for a testimony (5-7 minutes) • Closing prayer and blessing in the chapel (5 minutes) • Snacks and fellowship (optional, and possible alternative to a meal, 15-30 minutes)
Goal	Growth in prayer – deepening my relationship with Jesus in the Eucharist, by sharing with him all of my thoughts, feelings, and desires, and receiving his love.
Age level(s)	K-5TH GRADE
Review	Included in the Explanation
Preparation	Gather the children and settle. Open with a prayer, asking the Holy Spirit to help their hearts and minds to be open the beautiful teaching of Jesus’ presence in the Eucharist, then invite the children to join in praying the Holy Spirit prayer.
Proclamation	Jesus wants us to share with him all of our thoughts, feelings, and desires. He wants to take care of us and give us his love.
Explanation	<p>Remember last time we talked about how very much Jesus loves us, and how much he wants to be with us. So much that he gave himself, his very own body and blood, in the Eucharist, and promised to be with us always in the Eucharist.</p> <p>But we can be with him even when we are not in church. We can talk to him out loud or in our minds, and tell him how very much we love him, to share our thoughts and feelings with him, and to receive his love in return. Do you know what we call this? We call those conversations “prayer.”</p> <p>Imagine if you had a friend that you never talked to. Do you think that you would be able to remain friends for very long? No. It’s the same way with Jesus. He wants to be with us, but we need to give him that opportunity, by setting aside some time to talk to him. Today, we are going to talk about some ways that we can get to know Jesus and bring him into all the areas of our life.</p> <p>Jesus prayed to his Father quite often. The night before Jesus died, after he celebrated the Last Supper, he went to the Garden of Gethsemane to pray to the Father. Let’s listen to what the Bible tells us about that prayer of Jesus.</p>

Adapted with permission from “The Year of the Eucharist” curriculum from the Diocese of Rapid City, SD. For the original materials, go to <https://www.rapidcitydiocese.org/k-5-year-of-eucharist-faith-formation/>.

(Light candle & remind them, if necessary, of why we light a candle when reading scripture. We are going to light a candle today because we are reading the Bible, reading the words of God, about God, and about the life of Jesus . . . Jesus who is our light.) We have a picture for you to look at while we read. (You can use the PowerPoint slides provided for this session or a printed picture.)

Read Mt 26:36-38, 40-41a

What was Jesus doing? Praying. Who was he praying to? The Father. Can we pray to God the Father, as well as to Jesus? What about the Holy Spirit?

What did he ask the disciples to do? To pray with him. What did they do instead? Fell asleep. Do you think Jesus would want us to pray with him?

What was Jesus praying to his Father for? To let this cup pass away from him. We know this was the night before he was crucified, so what do you think he meant? Not to be crucified? How do you think he felt? Scared? Anxious? Did he try to hide his fear from the Father? No, he was completely honest. This is good for us to see, that even when we are afraid or angry, we can still be honest when we pray.

When we want to have a conversation with a friend, what is the first thing we must do? We want to make sure we know who we are talking to. When we pray, we want to turn our mind to Jesus. Or maybe we want to pray to the Father, or the Holy Spirit. We can pray to any and all of them!

Take a minute to open your heart and mind to God. You might quietly pray something like this: "Jesus, thank you so much for loving me enough to be with me. Help me to share my thoughts and feelings with you today."
(Acknowledge)

Then you might want to think about what is going on in your life today. What were the good things that have happened today or yesterday, what made you happy? What made you sad or angry or frustrated? Is there anything you are worried about, or anything you are hopeful about?

Then tell Jesus in your mind all those things you were just thinking about. Be honest. We know, that since he is God, he already knows what's going on in your heart and mind, but he loves it when we take the time to share with him. Whether we are happy or sad, or angry or glad, he wants us to talk to him like he was our very best friend. Because he is, if we let him. (Relate)

We also want to take some time to listen to him. Usually, he doesn't talk to us in words, although he might sometimes. Maybe he'll bring a memory or a song to your mind that answers a question. He might give you a great desire to do something, to read a particular book, or to visit a friend or to ask for advice from your parent or teacher. The more we talk to God in prayer, the more we can recognize how he talks back. (Receive)

Just like you go back and forth - sometimes talking, sometimes listening - when you are visiting with a friend, you can do the same thing with Jesus. Just relax and enter into this loving exchange. Enjoy these moments with God, and enjoy the way that he enjoys being with you.

Be thankful, and let him know that you appreciate this time to spend with him. Tell him how much you love him, or how much you want to love him. (Respond)

How do we know when we are really praying well? We usually find that it is easier to be good. Maybe we are more eager to do our chores or our homework, or maybe we are less likely to fight with a friend or a sibling. When we begin to look forward to this time with God, then we know we are praying well.

Now, I want to ask you if you ever find it hard to remember something that happened? That is a good reason for us to journal. Have you ever heard of journaling? It's kind of like a diary, but it is a diary we save for all our thoughts about what we say to God and what God says to us when we pray, or when we are at Mass. Sometimes you might want to draw a picture about something you saw in your imagination. Sometimes we'll use words, maybe just a couple of words, or maybe a whole paragraph. This can be a really special way to keep track of the conversations you have with God. Sometimes it can help us to go back and see the way God is working in our life by reading our journal.

Another thing to think about is where to pray. You can actually pray anywhere, in your room, on the bus, in Church . . . but it sometimes helps to find a place where you can really focus and enter into your prayer. You might want to set up a place in your bedroom, or ask your parents to find a special place in your house to use for prayer.

- One of the best places to pray is in a church. God will often speak to us during Mass, and we can write those encounters down in our journal. We can also come to the church and pray any other time, in front of the tabernacle. The tabernacle is a very powerful place to pray, because after Mass, the priest keeps any of the Eucharist which is left over in this special place. He keeps them there to protect them and also so that if someone is sick and can't come to Mass, he, or another minister, can bring them Jesus in the Eucharist. So that means that Jesus is always available in the Tabernacle for us to pray with. He is always there waiting for us.

Application	<p>Video possibilities: (Always preview before use.) https://www.youtube.com/watch?v=KBZ6DsRwdV8&t=169s (for older children and youth) https://www.youtube.com/watch?v=cQgnp1PnES4 (for young children)</p> <p>Activity Options: “Prayer Starter Ring” activity from Catholic Icing https://www.catholicicing.com/printable-prayer-starters-for-kids-teaching-independent-prayer/ Create a skit, re-enacting the Bible scene. Continue the “Eucharistic Revival Journal” - Copy the corresponding lesson artwork page, and have the older children write a summary of the story under the picture and fill in the “Jesus, I know you love me because” statement. Have the children draw a picture of the story. Have children start a journal about their prayer experiences. Have new journals for each child, composition notebooks work well for this and are usually very inexpensive at the beginning of the school year. They can be kept in the classroom for the year, or sent home with the children. T h i s can be done either written or through pictures. Some children will prefer to capture their experience in pictures, even older ones. Writing or drawing in a journal will lay the foundation for journaling in the future. Use the corresponding coloring page.</p>
-------------	---

Celebration	N/A—Application serves as the celebration in this lesson
Vocabulary	Prayer Journal Tabernacle
Resources	<ul style="list-style-type: none"> Mt 26:36-38, 40-41a Art: Christ and the Apostles in the Garden, Michelangelo Merisi da Caravaggio, Wikimedia Commons
Meal or snacks	Will there be a meal or snacks as part of this event, beginning or end of event, how long, what prep is needed: to be determined by the Parish.
Supplies needed	<ul style="list-style-type: none"> Bible, candle, match, snuffer or electric candle Anima Christi Prayer Card Full size Picture Christ and the Apostles in the Garden, on letter or ledger size paper. Can be laminated or decoupage, and kept throughout the year. <p>Depending on Activity: For Story Summary:</p> <ul style="list-style-type: none"> Art Journal Page, Lesson #2 <p>For Prayer Journaling:</p> <ul style="list-style-type: none"> New Journals for each child, composition notebooks work well for this and are usually very inexpensive at the beginning of the school year. They can be kept in the classroom for the year, or sent home with the children.

Adapted with permission from “The Year of the Eucharist” curriculum from the Diocese of Rapid City, SD. For the original materials, go to <https://www.rapidcitydiocese.org/k-5-year-of-eucharist-faith-formation/>.

Handouts needed	Anima Christi Prayer Card Art Journal Page, Lesson #2, if desired
Volunteers needed	to be determined by the Parish. Teacher, people to help with activities, people to prepare and serve meal or snacks, etc.
Advance preparation	Training in advance, setup, music needed, etc.: to be determined by the Parish. Speaker/teachers have outline/handouts/materials, photocopies ready, setup for meal and classroom space, chapel ready for gathering, mics if needed, etc. Activity ready.
Testimony	Will there be a testimony as part of this event, who will give it, how long: to be determined by the Parish. See “An Indispensable Tool of an Evangelist: How to Give Your Testimony” by Marcel Lejeune in packet.
Handouts needed	Anima Christi Prayer Card Art Journal Page, Lesson #3, if desired
Volunteers needed	to be determined by the Parish. Teacher, people to help with activities, people to prepare and serve meal or snacks, etc.

Adapted with permission from “The Year of the Eucharist” curriculum from the Diocese of Rapid City, SD. For the original materials, go to <https://www.rapidcitydiocese.org/k-5-year-of-eucharist-faith-formation/>.



Copyright ©Sermons4Kids | All Rights Reserved | www.sermons4kids.com

Jesus Prays in the Garden (John 17)

Jesus Prays in the Garden Bible Coloring Page for Kids

The Eucharistic Revival: Encountering Jesus in the Eucharist

Child/Family Session #3: Praying with Jesus in the Eucharist: Lectio Divina

Event	Catechesis #3: Praying with Jesus in the Eucharist: Lectio Divina
Event Category	Catechesis
Brief Description of Event	This lesson is about growing in prayer when I spend time with Jesus in the Eucharist, focusing on Lectio Divina, meditation on the Scriptures.
Length of Time Needed	1 hour, or, if a meal or snacks are included: 1.5-1.75 hours
Schedule of the Event	<ul style="list-style-type: none"> • Meal, with the whole community (optional, 30-45 minutes) • Break into age levels (PS-2; 3-5, MS, HS, adults) • Lesson, with activities or discussion (45 minutes) • Gather the whole community in the chapel for a testimony (5-7 minutes) • Closing prayer and blessing in the chapel (5 minutes) • Snacks and fellowship (optional, and possible alternative to a meal, 15-30 minutes)
Goal	Growth in prayer – deepening my relationship with Jesus in the Eucharist, by meditating on Scripture and entering into his life and encountering him in the Scriptures.
Age level(s)	K-5TH GRADE
Review	ARRR, Included in the Explanation
Preparation	Gather the children and settle. Open with a prayer, asking the Holy Spirit to help their hearts and minds to be open the beautiful teaching of Jesus’ presence in the Eucharist, then invite the children to join in praying the Holy Spirit prayer.
Proclamation	Jesus wants us to come to know him more deeply in the Scriptures, to spend time with him there and receive what he wants to give us.
Explanation	<p>Last time we visited about ways to grow in friendship with God by taking time to talk to him in prayer. Now we are going to learn a special way to pray, using God’s very own words . . . in the Bible!</p> <p>We’ve learned about the incredible gift that Jesus gave us in the Eucharist, his very own body and blood, so that he could be present with those whom he loves through the Mass. In the first part of Mass we also encounter, or meet, Jesus in a different way. We encounter him in the words that are read from the Bible.</p> <p>When the Bible was written, it wasn’t just people who wrote the Bible on their own. God sent his Holy Spirit to guide them, so that the Bible wouldn’t just be a book to read, but that it would be an actual encounter, a meeting, with Jesus in the Word.</p> <p>Because we can encounter Jesus in the Bible, it is a great way to pray. We are going to learn about a way of praying called Lectio Divina. This means Sacred Reading in Latin.</p> <p>When we pray with the Bible, we can also use our imagination. We can imagine the setting of the story, was it daytime or nighttime? What was the weather like, was it rainy or sunshine, windy? Can I</p>

Adapted with permission from “The Year of the Eucharist” curriculum from the Diocese of Rapid City, SD. For the original materials, go to <https://www.rapidcitydiocese.org/k-5-year-of-eucharist-faith-formation/>.

see mountains or a desert or ocean? Does the air smell like the sea, or flowers?
Was it in a building? What did the furniture look like? Can I smell cooking or a fire?
Were there people around? What did they look like? What were they wearing?
Is Jesus in this scene? Is he looking at me? Can I imagine the love that he has for me when he looks at me?
Am I one of the people in the story? How do I feel?

When we pray using Lectio Divina, we want to read the scripture several times, once at the beginning, then again when we really put our imagination to work. We can share any special words or phrases we heard.

Once we are done with reading, we can still spend time with God, just like we did last time. Tell him what we thought and felt during this prayer, and then listen to see if he has anything else to share with us, any feelings he wants us to feel, or any thoughts he wants us to have.

We can go back and forth with God as long as we want, and when we are done, we can thank him for the opportunity to be with him this day.

Let's try this with a scripture from Luke. In this story, Jesus has just begun his ministry, and has been teaching in their churches, called synagogues. When he goes to the synagogues, he often reads the scriptures. For the Jewish people, the scripture was what we call the Old Testament. This was in a time when books had not yet been invented, and scripture was written on rolls of paper called scrolls. This day, Jesus was reading from the prophet Isaiah. Throughout the Old Testament, God spoke to the people of Israel through Prophets, people who prayed, and heard God's word and shared it with his people. Isaiah had spoken a lot about the Messiah, the one who would be sent to save God's people. Jesus lived at a time when many people were expecting these prophecies to come true anytime. This reading was one of those prophecies.

(Light candle & remind them, if necessary, of why we light a candle when reading scripture) We have a picture for you to look at while we read. Remember, we often use pictures when we pray to give us something to focus on and help our imagination work.

(You can review these directions on the first slide of the accompanying PowerPoint slides.) I will project or give a printed copy artwork that may help some of you imagine the story, but you can also just close your eyes. I will read the Bible passage two times with a pause between. (Another person could read the second time if desired.) Before I read the second time, I will ask you to listen for any words or phrases that seem to "jump out at you" or catch your attention. Then you will share your words or phrases with our whole group, but ONLY the word or phrase – not an explanation. Then we will with a prayer that sums up the insights from the listeners.

Read Luke 4:16-30 and follow the steps above and outlined on the 1st slide of the accompanying PowerPoint slides.

(Reminders: Listeners are sharing what the Holy Spirit gave them special "ears to hear." This sharing should be open and inviting with no judgements [or negative reactions]. It will likely take a few times praying this way for listeners to become comfortable.)

Application	<p>Video possibilities: (Always preview before use.) https://vimeo.com/151831334?embedded=true&source=vimeo_logo&owner=41422401 (for older children) Preview and listen for vocab to review.</p> <p>Other Possible Activities:</p> <ul style="list-style-type: none"> • Create a skit, re-enacting the Bible scene. • Continue the “Eucharistic Revival Journal” - Copy the corresponding lesson artwork page, and have the older children write a summary of the story under the picture and fill in the “Jesus, I know you love me because” statement. • Use corresponding coloring page or crossword • Continue with the journal about their prayer experiences. This can be done either written or through pictures. Some children will prefer to capture their experience in pictures, even older ones. Have the children draw a picture of the story.
Celebration	(Light Candle) Pray a closing prayer (you might use the Anima Christi prayer on the handout), then join the rest of the community in the chapel for a testimony and closing prayer. If possible, have some social time after the closing prayer.

Vocabulary	Lectio Divina Synagogue Scroll Prophet
Resources	<p>The Action Bible, by David C. Cook (graphic novel style Bible, good for early readers, with a fairly decent telling of stories at children’s levels). Art: Christ Among the Doctors, Pinturicchio, Web Gallery of Art</p>
Meal or snacks	Will there be a meal or snacks as part of this event, beginning or end of event, how long, what prep is needed: to be determined by the Parish.
Testimony	Will there be a testimony as part of this event, who will give it, how long: to be determined by the Parish. See “An Indispensable Tool of an Evangelist: How to Give Your Testimony” by Marcel Lejeune in packet.
Supplies needed	<ul style="list-style-type: none"> • Bible, candle, matches, or electric candle • Anima Christi Prayer Card • Full size Picture Christ Among the Doctors, on letter or ledger size paper. Can be laminated or decoupage, and kept throughout the year. <p>Depending on Activity: For Story Summary:</p> <ul style="list-style-type: none"> • Art Journal Page, Lesson #3 <p>For Prayer Journaling: Journals kept at the parish or at home.</p>

Adapted with permission from “The Year of the Eucharist” curriculum from the Diocese of Rapid City, SD. For the original materials, go to <https://www.rapidcitydiocese.org/k-5-year-of-eucharist-faith-formation/>.

Handouts needed	Anima Christi Prayer Card Art Journal Page, Lesson #3, if desired
Volunteers needed	to be determined by the Parish. Teacher, possibly small group facilitators, people to prepare and serve meal or snacks, etc.
Advance preparation	Training in advance, setup, music needed, etc.: to be determined by the Parish. Speaker/teachers have outline/handouts/materials, photocopies ready, setup for meal and classroom space, chapel ready for gathering, mics if needed, etc.

Adapted with permission from “The Year of the Eucharist” curriculum from the Diocese of Rapid City, SD. For the original materials, go to <https://www.rapidcitydiocese.org/k-5-year-of-eucharist-faith-formation/>.

REJECTION AT NAZARETH





"I tell you the truth," he continued, "no prophet is accepted in his hometown."

LUKE 4:24

Only a Carpenter's Son

"I tell you the truth," he continued, "no prophet is accepted in his hometown." Luke 4:24 (NIV)

Based on Luke 4:21-30



ACROSS

2. The earthly father of Jesus
5. Another word for a doctor
7. To make or become healthy again
8. The sacred writings of the Bible

DOWN

1. An area of high, steep rocks beside the sea
3. A person's male child
4. The town where you grew up
6. To be very surprised

HEAL	SON	PHYSICIAN	AMAZED
JOSEPH	HOMETOWN	SCRIPTURE	CLIFF

The Eucharistic Revival: Encountering Jesus in the Eucharist

Child/family Session #4: The Eucharist – Presence, Communion, Sacrifice--Source & Summit!

Event	Catechesis #4: What is the Eucharist? – Presence, Communion, Sacrifice – Source & Summit!
Event Category	Catechesis
Brief Description of Event	This is an introductory lesson on the Eucharist, meant to cover these aspects in brief – each of these aspects will be addressed in more depth in future lessons.
Length of Time Needed	1 hour, or, if a meal or snacks are included: 1.5-1.75 hours
Schedule of the Event	<ul style="list-style-type: none"> • Meal, with the whole community (optional, 30-45 minutes) • Break into age levels (PS-2; 3-5, MS, HS, adults) • Lesson, with activities or discussion (45 minutes) • Gather the whole community in the chapel for a testimony (5-7 minutes) • Closing prayer and blessing in the chapel (5 minutes) • Snacks and fellowship (optional, and possible alternative to a meal, 15-30 minutes)
Goal	Deeper understanding of what the Eucharist is, love for Christ who gives himself to us in the Eucharist, a desire to receive him in the Eucharist
Age level(s)	K-5TH GRADE
Review	NA
Preparation	Gather the children and settle. Open with a prayer, asking the Holy Spirit to help their hearts and minds to be open to the beautiful teaching of Jesus' presence in the Eucharist, then invite the children to join in praying the Holy Spirit prayer.
Proclamation	Jesus comes to us in the Holy Eucharist, so that he can be with us.
Explanation	<p>We often communicate with signs. If I do this (wave), what am I saying? Hello! (demonstrate some other signs)</p> <p>There are some signs that are special in our Church (sign of the cross), review meaning</p> <p>In the Church we have 7 signs called sacraments, which are very special, because not only do they mean something, they actually DO something. These sacraments convey something called grace! Grace is a gift from Jesus, by which we actually share in his divine life! They actually make us holy and help us to continue to work with Jesus to keep that grace, that <i>divine</i> life, in <i>our</i> lives.</p> <p>One of these signs you've already received, Baptism. Most of you when you were babies were baptized, and that gave you that very first gift of grace and opened the doors for the rest of the sacraments - the rest of these 7 gifts, which Jesus gave us, and through which he continues to work in our lives. (Depending on the age, review the other sacraments briefly)</p> <p>One of the most special of these gifts is called Eucharist. You've all been to Mass. The Mass is a gift Jesus gave us to so that he could be present to</p>

Adapted with permission from "The Year of the Eucharist" curriculum from the Diocese of Rapid City, SD. For the original materials, go to <https://www.rapidcitydiocese.org/k-5-year-of-eucharist-faith-formation/>.

us always in this gift of the Eucharist. This year is special as Catholics all over the United States are focusing on understanding this gift of the Eucharist better.

Let's start with a reading from our Bible. This is the book that we hear every Sunday at Mass. **R e m e m b e r :** The Bible contains God's very own words, from the beginning of creation through all of man's history, from the time God first promised us a Savior, for hundreds and even thousands of years, until Jesus was born and lived and was crucified, and finally rose again to new life.

The story we will read today, happened right after Jesus died and rose to new life. Two disciples were leaving Jerusalem and heading home to Emmaus. They had heard that Jesus had risen from the dead, but it seems like they weren't sure whether to believe that good news or not. Let's hear what happened.

(Light candle & remind them, if necessary, of why we light a candle when reading scripture. We are going to light a candle today because we are reading the Bible, reading the words of God, about God, and about the life of Jesus . . . Jesus who is our light.) We have a picture for you to look at while we read. We often use pictures when we pray to give us something to focus on and help our imagination work. (You can use the PowerPoint slides provided for this session or a printed picture.)

(Read Luke 24:13-24, 27-35)

Wow, that sounds like an exciting walk! Let's go back through that.

First off, did they recognize who Jesus was at first? I wonder why not?

Jesus was there, but he didn't look like the Jesus they knew for some reason?

What was the good news that they weren't sure whether to believe? (Jesus rising)

Why do you think they weren't sure whether to believe it or not? Do people normally rise from the dead? So that was really good news, wasn't it?

It says they were hoping Jesus would be the one to redeem Israel. To redeem is to free someone from a debt that they can't pay, to save them. So they were hoping that Jesus would be the one to save Israel?

What does Jesus tell them about? (How the scriptures, the Bible, had prepared Israel for all those years, and how He, Jesus, was the key to understanding all those scriptures, and the answer to all those prayers.)

Do they recognize them yet? (Not yet.)

So what did they do? (I invited him to stay for dinner.)

And what happened at dinner? Let's read that again (v. 30) "He took bread, blessed it, broke it and gave it to them." Can we think of a time when we hear from the Bible, and then see someone take bread, bless it and give it to people? (The Mass!)

What happened after he broke the bread and gave it to them? (They recognized him!!) Then what? (He vanished from their sight.)

Was he really with them? Yes. Even when they didn't recognize him? Do you think Jesus can do that? Be with us, even when we can't see him?

How did they feel once they realized it was Jesus? (Their hearts burned within them!) What do you think that means? Excited? Happy? Like they couldn't even believe what was happening?

	<p>What did they do right away? (Set out to return to Jerusalem.) So you remember what time it was? (Evening!) Did they wait until the next morning to get a good night's sleep? (No! They were so excited they left right away, even after travelling all day! It's like they had an extra energy that they received from that encounter with Jesus in the breaking of the bread, and the Scriptures.)</p> <p>So this really reminded us of the Mass, didn't it? There is the first part with Scripture, and the second part with the breaking of the bread. And all along Jesus was present to them, even when they didn't realize it, wasn't he? What do you think that might mean about the Mass? That Jesus is present somehow? Do you think He could be present, even when we can't see Him? There does seem to be something important about the bread though, doesn't there? Somehow his presence is linked to the breaking of the bread, huh?</p> <p>It is! This year, we are hearing a lot about how very truly Jesus is present at every single Mass, just like he was to those disciples on the Road to Emmaus. We've heard about how he said the very first Mass, and gave us the very first Eucharist at the Last Supper. We're going to hear about the many ways he was promising and preparing his people for that very moment in time, the moment when everything was ready for his saving action, his salvation, when he would redeem us all, and how, just like the disciples, we can know Jesus in the Scripture, and most particularly in the breaking of the bread, and how when we know him in the Eucharist, that we too, can receive that energy, that we call grace, that will enable us to go to our friends and proclaim that very same good news, and live the kind of life that he is calling us to.</p> <p>Extinguish candle</p>
Application	<p>Possible Videos: (Always preview before use.) https://learn.eucharisticrevival.org/videos/ac18-what-is-the-eucharist-for-younger-children/ (You must sign up to utilize the free materials from www.eucharisticrevival.org) https://www.youtube.com/watch?v=3vT_XYFbug&t=1s (For older children)</p> <p>Possible Activities:</p> <p>"Walk with Jesus" craft here http://through-my-is.blogspot.com/2011/05/walk-with-jesus-craft-tutorial.html "Emmaus Scavenger Hunt" here https://www.familyfaithministry.com/road-to-emmaus.html Create a skit, re-enacting the Bible scene. Re-read the scripture passage using the Lectio Divina process. (See correlated PowerPoint slide.) Use corresponding coloring page. Continue the "Eucharistic Revival Journal" - Copy the corresponding lesson artwork page, and have the older children write a summary of the story under the picture and fill in the "Jesus, I know you love me because" statement. Have the children draw a picture of the story.</p>
Celebration	<p>(Light Candle) Pray a closing prayer (you might use the Anima Christi prayer on the handout), then join the rest of the community in the chapel for a testimony and closing prayer. If possible, have some social time after the closing prayer.</p>

Adapted with permission from "The Year of the Eucharist" curriculum from the Diocese of Rapid City, SD. For the original materials, go to <https://www.rapidcitydiocese.org/k-5-year-of-eucharist-faith-formation/>.

Vocabulary	<p>Sacrament, Sign Grace Redeem, Redemption Savior, Salvation Bible, Scripture Mass, Eucharist</p>
Resources	<p>Resources Luke 24:13-35 Art: Supper at Emmaus with Candlelight, Matthias Stom, Wikimedia Commons</p>
Meal or snacks	<p>Will there be a meal or snacks as part of this event, beginning or end of event, how long, what prep is needed: to be determined by the Parish.</p>
Testimony	<p>Will there be a testimony as part of this event, who will give it, how long: to be determined by the Parish. See “An Indispensable Tool of an Evangelist: How to Give Your Testimony” by Marcel Lejeune in packet.</p>
Supplies needed	<ul style="list-style-type: none"> • Bible, candle, match, snuffer, or electric candle • Anima Christi Prayer Card • Full size Picture of Supper at Emmaus with Candlelight, on letter or ledger size paper. <p><u>Depending on Activity:</u></p> <p>For Story Summary:</p> <ul style="list-style-type: none"> • Art Journal Page, Lesson #4 <p>Materials for any crafts.</p>

Adapted with permission from “The Year of the Eucharist” curriculum from the Diocese of Rapid City, SD. For the original materials, go to <https://www.rapidcitydiocese.org/k-5-year-of-eucharist-faith-formation/>.

Handouts needed	Anima Christi Prayer Card Art Journal Page, Lesson #1, if desired
Volunteers needed	To be determined by the Parish. Teacher, people to help with activities, people to prepare and serve meal or snacks, etc.
Advance preparation	Training in advance, setup, music needed, etc.: To be determined by the Parish. Speaker/teachers have outline/handouts/materials, photocopies ready, setup for meal and classroom space, chapel ready for gathering, mics if needed, etc. Activity supplies ready.
Testimony	Will there be a testimony as part of this event, who will give it, how long: to be determined by the Parish. See “An Indispensable Tool of an Evangelist: How to Give Your Testimony” by Marcel Lejeune in packet.

Adapted with permission from “The Year of the Eucharist” curriculum from the Diocese of Rapid City, SD. For the original materials, go to <https://www.rapidcitydiocese.org/k-5-year-of-eucharist-faith-formation/>.



Copyright ©Sermons4Kids | All Rights Reserved | www.sermons4kids.com

On the Road to Emmaus (Luke 24:30-31)

When he was at the table with them, he took bread, gave thanks, broke it and began to give it to them. **31** Then their eyes were opened and they recognized him, and he disappeared from their sight. (Luke 24:30-31)

On the Road to Emmaus Bible Coloring Page for Kids

The Eucharistic Revival: Encountering Jesus in the Eucharist

Child/family Session #5: The Scriptural Basis of the Eucharist

Event	Catechesis #5 The Scriptural Basis of the Eucharist
Event Category	Catechesis
Brief Description of Event	A walk through some of the ways in which Scripture describes and prefigures the Eucharist
Length of Time Needed	1 hour, or, if a meal or snacks are included: 1.5-1.75 hours
Schedule of the Event	<ul style="list-style-type: none"> • Meal, with the whole community (optional, 30-45 minutes) • Break into age levels (PS-2; 3-5, MS, HS, adults) • Lesson, with activities or discussion (45 minutes) • Gather the whole community in the chapel for a testimony (5-7 minutes) • Closing prayer and blessing in the chapel (5 minutes) • Snacks and fellowship (optional, and possible alternative to a meal, 15-30 minutes)
Goal	Deeper understanding of the way in which the Eucharist is instituted and proclaimed in the New Testament, as well as some of the ways in which it is prefigured in the Old Testament. To enhance an awe of the beauty and unity of Scriptures.
Age level(s)	K-5TH GRADE
Review	Included in the Explanation
Preparation	Gather the children and settle. Open with a prayer, asking the Holy Spirit to help their hearts and minds to be open to the beautiful teaching of Jesus' presence in the Eucharist, then invite the children to join in praying the Holy Spirit prayer.
Proclamation	The writers of the Holy Bible, under the inspiration of the Holy Spirit, have written about and explained the Eucharist in the New Testament and laid the foundation for the gift of the Eucharist in the Old Testament.
Explanation	<p>We've heard that Jesus was of the Jewish people, people who had been chosen by God, set aside, so that they could bring salvation to the whole world. For hundreds of years, over 1000 years, God had spoken to the Jewish people through prophets. Prophets were people who heard God's word and shared it with those around them. God also worked all kinds of miracles when his people needed help.</p> <p>All of these words, all of this history, was written down in the Bible, so that we would all be able to know this story, and know how God has worked throughout human history.</p> <p>Do you remember our story last time about the disciples who were on their way to Emmaus after Jesus was crucified, and had risen from the dead? Do you remember that Jesus explained how all of scripture related to him? He explained that every word of the Bible, all those prophecies, were given by God, so that the people of Israel would recognize Jesus, as the Messiah, as their savior.</p> <p>And even more amazing, so much of the Bible, so many of these stories, also pointed to the Eucharist, as the great gift of love that Jesus would leave with his friends.</p>

Adapted with permission from "The Year of the Eucharist" curriculum from the Diocese of Rapid City, SD. For the original materials, go to <https://www.rapidcitydiocese.org/k-5-year-of-eucharist-faith-formation/>.

Let's listen to some of the ways in which God was preparing us to receive the Eucharist.

Note—Show the children the appropriate pictures when available (found in the session 5 slides in the PowerPoint. With older children, you can read the appropriate passages in the Bible.

- **(older kids) Melchizadek— (Art—The Meeting of Abraham and Melchizadek, Peter Paul Reubens)** There was a priest Who was also a King named Melchizekek really early in the Bible. He blesses our father Abraham with bread and wine. Melchizadek was so important, that he is mentioned again in the New Testament, and if you listen closely during Mass, sometimes you will hear our priests saying that “Jesus is a priest in the order of Melchizadek”. Gn 14:8-20 Heb 7:2
- **Passover— (Art—Passover, Palma Giovane)** We've heard about the great Jewish Feast of Passover with unleavened bread and wine. Do you remember how we talked about the Passover feast being celebrated on the night before they were set free from slavery in Egypt. The Passover supper of the unleavened bread was a memorial feast of being set free! Ex 12:1, 3, 5, 8, 11, 14, 17
- **Manna from Heaven— (Art—The Miracle of the Manna, Tintoretto)** After the Israelites were rescued from slavery in Egypt, they crossed the Red Sea to find the land that God had promised them, but for 40 years they wandered in the desert. Do you know how much food that is in the desert? Not much! These Israelites were starving! So God sent them fine flakes that fell from the sky every night. They would gather up these flakes and make bread out of them! They had no idea what these flakes were, so they kept saying “what is it?” In Hebrew that word is Manna. For 40 years they lived on this Manna, this miraculous bread from heaven, while they were wandering in the desert. For hundreds and hundreds of years, the Israelites remembered how very much that God loved them, and how very well he had taken care of them, when he fed them with the Manna, the miraculous bread from heaven. Ex 16:1-6, 13-15
- **Ark of the Covenant—** In fact, This Manna from Heaven was so special that God commanded Moses to build a special container to put the Manna and the 10 Commandments into called the Ark of the Covenant. You can think of Covenant as the promise that God gave to the Israelites to be their God, and they would be his people. (You can think of the Ark like Noah's Ark, the ship that safely carried its people.) It was a beautiful box, covered in gold, where the Manna and 10 commandments into. Can you think of a beautiful gold box in our church today that holds miraculous bread? The Tabernacle! Ex 25:10-11, 16-18, 20-22
- **Miracle of the Loaves and the Fish— (Art—The Feeding of the Five Thousand, Hendrick de Clerck)** Early in Jesus' ministry, near the time of Passover, a huge crowd was gathered to hear him, five thousand men, plus women and children. It was nearing dinner time and they were hungry, but there was no food. (Does this sound

Adapted with permission from “The Year of the Eucharist” curriculum from the Diocese of Rapid City, SD. For the original materials, go to <https://www.rapidcitydiocese.org/k-5-year-of-eucharist-faith-formation/>.

	<p>familiar?) What could Jesus do that would begin to show people that he was the son of God? Give them miraculous bread! And that is what he did. There was a boy who shared his five loaves of bread and two fish with Jesus. When they shared this little amount of food it fed all those thousands of people, with twelve wicker baskets left over! What an incredible miracle! Jn 6:1-14</p> <ul style="list-style-type: none"> • Bread of Life Discourse—The next day, the people were remembering the Manna from heaven that their ancestors ate in the desert. Jesus explained to them, that the bread that he would give to them would be his very own body! He said “I am the bread of life. Your ancestors ate the manna in the desert, but they died. I am the living bread that came down from heaven; whoever eats this bread will live forever.” They did not exactly understand what he meant, and they would not understand until that supper on the road to Emmaus after Jesus rose from the dead. Jn 6:32-35, 47-56
Application	<p>Possible Videos: (Always preview before use.) https://realtrue.org/videos/the-jewish-roots-of-catholic-mass/ (For older children) https://www.youtube.com/watch?v=SzdnANkK1gU (Loaves and Fishes for younger children) https://www.youtube.com/watch?v=B7VMXQgS98A (Bread of Life discourse not for the youngest) https://www.youtube.com/watch?v=pW7UgzFG4v4&t=54s (“Lamb of God” song by Sarah Reeves with lyrics)</p> <p>Possible Activities: “Loaves and fishes Game” here https://catholicblogger1.blogspot.com/2010/02/loaves-fishes-game.html “Feeding the 5,000” craft https://craftingthewordofgod.com/2013/04/09/feeding-the-5000/ Continue the “Eucharistic Revival Journal” - Copy the corresponding lesson artwork page, and have the older children write a summary of the story under the picture and fill in the “Jesus, I know you love me because” statement. Create a skit, re-enacting some of the Bible passages. Have the children draw a picture of the story(ies). Continue prayer journal. This can be done either written or through pictures. Some children will prefer to capture their experience in pictures, even older ones. Writing or drawing in a journal will lay the foundation for journaling in the future.</p>
Celebration	<p>(Light Candle) Pray a closing prayer (you might use the Anima Christi prayer on the handout), then join the rest of the community in the chapel for a testimony and closing prayer. If possible, have some social time after the closing prayer.</p>
Vocabulary	<p>Melchizadek Manna Passover Ark Covenant</p>

Adapted with permission from “The Year of the Eucharist” curriculum from the Diocese of Rapid City, SD. For the original materials, go to <https://www.rapidcitydiocese.org/k-5-year-of-eucharist-faith-formation/>.

Resources	<ul style="list-style-type: none"> • Gn 14:8-20 Heb 7:2 • Ex 12:1, 3, 5, 8, 11, 14, 17 • Ex 16:1-6, 13-15 • Ex 25:10-11, 16-18, 20-22 • Jn 6:1-14, Mt 14:14-21 • Jn 6:32-35, 47-56 <p>Art: Passover, Palma Giovane, Web Gallery of Art The Miracle of the Manna, Tintoretto, Web Gallery of Art The Feeding of the Five Thousand, Hendrick de Clerck, wikigallery.org</p>
Meal or snacks	Will there be a meal or snacks as part of this event, beginning or end of event, how long, what prep is needed to be determined by the Parish.
Testimony	Will there be a testimony as part of this event, who will give it, how long: to be determined by the Parish. See “An Indispensable Tool of an Evangelist: How to Give Your Testimony” by Marcel Lejeune in packet.
Supplies needed	<ul style="list-style-type: none"> • Bible, candle, match, snuffer, or electric candle • Anima Christi Prayer Card • Full size Pictures Passover, The Miracle of the Manna, The Feeding of the Five Thousand, on letter or ledger size paper. Can be laminated or decoupage, and kept throughout the year. <p><u>Depending on Activity:</u></p> <p>For Story Summary:</p> <ul style="list-style-type: none"> • Art Journal Page, Lesson #5 (note that there are 3 options this week)
Handouts needed	Anima Christi Prayer Card Art Journal Page, Lesson #5, if desired (note that there are three options this week)
Volunteers needed	to be determined by the Parish. Teacher, people to help with the activity, people to prepare and serve meal or snacks, etc.
Advance preparation	Training in advance, setup, music needed, etc.: To be determined by the Parish. Speaker/teachers have outline/handouts/materials, photocopies ready, setup for meal and classroom space, chapel ready for gathering, mics if needed, etc. Activity ready.

Adapted with permission from “The Year of the Eucharist” curriculum from the Diocese of Rapid City, SD. For the original materials, go to <https://www.rapidcitydiocese.org/k-5-year-of-eucharist-faith-formation/>.



Copyright ©Sermons4Kids | All Rights Reserved | www.sermons4kids.com

"Taking the five loaves and the two fish and looking up to heaven, he gave thanks and broke the loaves. Then he gave them to the disciples, and the disciples gave them to the people. They all ate and were satisfied, and the disciples picked up twelve basketfuls of broken pieces that were left over." (Matthew 14:13-21)

Jesus Feeds 5,000 Bible Coloring Page for ages 4-10

The Eucharistic Revival: Encountering Jesus in the Eucharist

Child/Family Session #6: The Mass: Sacrifice, Thanksgiving, Memorial, Presence

Event	Catechesis: The Mass—Sacrifice, Thanksgiving, Memorial, Presence
Event Category	Catechesis
Brief Description of Event	This lesson focuses on the elements of Sacrifice, Thanksgiving, Memorial and Presence of the Sacrament of the Eucharist
Length of Time Needed	1 hour, or, if a meal or snacks are included: 1.5-1.75 hours
Schedule of the Event	<ul style="list-style-type: none"> • Meal, with the whole community (optional, 30-45 minutes) • Break into age levels (PS-2; 3-5, MS, HS, adults) • Lesson, with activities or discussion (45 minutes) • Gather the whole community in the chapel for a testimony (5-7 minutes) • Closing prayer and blessing in the chapel (5 minutes) • Snacks and fellowship (optional, and possible alternative to a meal, 15-30 minutes)
Goal	Deeper understanding of the way in which the Eucharistic Sacrifice fulfills the sacrifices of the Old Covenant. To instill an awareness of the way in which the sacrifice on Calvary is perpetuated in the Eucharist, leading to a deeper love for Christ who gives himself to us in the Eucharist, a desire to receive him in the Eucharist
Age level(s)	K-5TH GRADE
Review	Included in the Explanation
Preparation	Gather the children and settle. Open with a prayer, asking the Holy Spirit to help their hearts and minds to be open the beautiful teaching of Jesus’ presence in the Eucharist, then invite the children to join in praying the Holy Spirit prayer.
Proclamation	Jesus’ sacrifice on the cross is one single sacrifice throughout time with the Eucharistic Sacrifice.
Explanation	<ul style="list-style-type: none"> • Have you ever heard the word “sacrifice”? A sacrifice is when we give up something good, for the benefit of something better. For instance, I might want to sleep in on Thanksgiving Day, but I get up early so that I can make a wonderful dinner for my family. I sacrifice those extra hours of sleep for the dinner for my whole family. <ul style="list-style-type: none"> ○ Usually when we offer a sacrifice for someone, it is because we love them and want to say thank you. Thank you for being you! Thank you for loving me! We are using this gift of sacrifice to put into action our words of love. ○ Is there any other time when we might do something extra special for someone we love? Have you ever done something that hurt someone? Hurt their feelings? What do you do then? You say you are sorry. Do you ever do more than just say you are sorry? Sometimes we do something extra special, just to put our words into action. If we are

Adapted with permission from “The Year of the Eucharist” curriculum from the Diocese of Rapid City, SD. For the original materials, go to <https://www.rapidcitydiocese.org/k-5-year-of-eucharist-faith-formation/>.

saying sorry to our parents, we might do extra chores for them, or give them extra hugs. If we are saying sorry to our little sibling, we might share one of our toys with them, or watch their favorite movie with them. We put our words of “I’m sorry” into action.

- From the very beginning of time, humans recognized that there was someone far greater than themselves. Even people who did not know who God was, recognized that there was a god, somewhere, and they wanted to offer him thanks, and show their love. They wanted to find a way to put their words into action. God’s people, the Israelites, would offer God back some of the gifts that God gave them, the very first wheat from the field, or the very best lamb from the flock.
 - When they offered these gifts from God back to God, this was called a sacrifice.
- Remember the Passover meal we had talked about? In addition to the unleavened bread, the Israelites offered God a lamb, a spotless, unblemished lamb. This would be the very best lamb of the flock, offered to God, out of love. (Just like your mom and dad give you their very best time, out of love)
- Now the Israelites knew very well that one of the highest sacrifices, one of the very best gifts, they could offer to God was a lamb. Let’s see what John the Baptist, one of Jesus’ very best friends, his cousin, called Jesus at the very beginning of Jesus’ ministry on earth.

(Light candle & remind them, if necessary, of why we light a candle when reading scripture. We are going to light a candle today because we are reading the Bible, reading the words of God, about God, and about the life of Jesus . . . Jesus who is our light.) We have a picture for you to look at while we read. We often use pictures when we pray to give us something to focus on and help our imagination work. (You can use the PowerPoint slides provided for this session or a printed picture.)

Read Jn 1:29

- What did he call him? The Lamb of God. What do you think he meant by that? That he would be the sacrifice? Do you think the people understood that at first? Probably not.
- Jesus talked another time about sheep, let’s listen.

Read Jn 10:11, 14-15

- Who is the shepherd here? Jesus. “I am the Good Shepherd.” Twice he says that! What does he say a Good Shepherd will do? “Lay down his life for his sheep.”
- Does this happen? When? On the cross. Let’s listen to a little more.

Read Jn 10:17-18

- Do you think that the gift of Jesus’ life taken from him? Or did he willingly offer it? Why would he do such a thing? Because he loves us.

Application	<p>Possible Video: (Always preview before use.) https://www.youtube.com/watch?v=pW7UgzFG4v4&t=54s (“Lamb of God” song by Sarah Reeves with lyrics)</p> <p>Possible Activities: https://www.youtube.com/watch?v=qnQ9DR17eUI (Lamb of God activity video description) Continue the “Eucharistic Revival Artwork Journal” - Copy the corresponding lesson artwork page, and have the older children write a summary of the story under the picture and fill in the “Jesus, I know you love me because” statement. Create a skit, re-enacting the Bible scene Have the children draw a picture of the story. Journal about their prayer experiences. This can be done either written or through pictures. Some children will prefer to capture their experience in pictures, even older ones.</p>
Celebration	(Light Candle) Pray a closing prayer (you might use the Anima Christi prayer on the handout), then join the rest of the community in the chapel for a testimony and closing prayer. If possible, have some social time after the closing prayer.
Vocabulary	Sacrifice Lamb of God Good Shepherd
Resources	<ul style="list-style-type: none"> • Jn 1:29 • Jn 10:11, 14-15 • Jn 10:17-18 Art: Adoration of the Mystic Lamb , Jan van Eyck, Wikimedia Commons
Meal or snacks	Will there be a meal or snacks as part of this event, beginning or end of event, how long, what prep is needed to be determined by the Parish.
Testimony	Will there be a testimony as part of this event, who will give it, how long: to be determined by the Parish. See “An Indispensable Tool of an Evangelist: How to Give Your Testimony” by Marcel Lejeune in packet.
Supplies needed	<ul style="list-style-type: none"> • Bible, candle, match, snuffer, or electric candle • Anima Christi Prayer Card • Full size Pictures Adoration of the Mystic Lamb, on letter or ledger size paper. Can be laminated or decoupage, and kept throughout the year. <p>Depending on Activity: Materials for any chosen crafts. For Story Summary: <ul style="list-style-type: none"> • Art Journal Page, Lesson #6 For Prayer Journaling: <ul style="list-style-type: none"> • The journals kept in the classroom for the year or sent home with the children. </p>

Adapted with permission from “The Year of the Eucharist” curriculum from the Diocese of Rapid City, SD. For the original materials, go to <https://www.rapidcitydiocese.org/k-5-year-of-eucharist-faith-formation/>.

Handouts needed	Anima Christi Prayer Card Art Journal Page, Lesson #6, if desired
Volunteers needed	to be determined by the Parish. Teacher, people to help with activities, people to prepare and serve meal or snacks, etc.
Advance preparation	Training in advance, setup, music needed, etc.: to be determined by the Parish. Speaker/teachers have outline/handouts/materials, photocopies ready, setup for meal and classroom space, chapel ready for gathering, mics if needed, etc. Activity ready.

Adapted with permission from “The Year of the Eucharist” curriculum from the Diocese of Rapid City, SD. For the original materials, go to <https://www.rapidcitydiocese.org/k-5-year-of-eucharist-faith-formation/>.

And he looked at Jesus
as he walked by and said,

“Behold, the
Lamb of God!”

- John 1:36
NKJV



The Eucharistic Revival: Encountering Jesus in the Eucharist

Child/Family Session # 7: The Pledge of Glory to Come

Event	Catechesis: The Pledge of Glory to Come
Event Category	Catechesis
Brief Description of Event	This lesson will highlight Christ's promise of sharing in his glory, and the way in which the Eucharist nurtures us for that eternal destiny, and even allows us to anticipate the sharing of that glory now.
Length of Time Needed	1 hour, or, if a meal or snacks are included: 1.5-1.75 hours
Schedule of the Event	<ul style="list-style-type: none"> • Meal, with the whole community (optional, 30-45 minutes) • Break into age levels (PS-2; 3-5, MS, HS, adults) • Lesson, with activities or discussion (45 minutes) • Gather the whole community in the chapel for a testimony (5-7 minutes) • Closing prayer and blessing in the chapel (5 minutes) • Snacks and fellowship (optional, and possible alternative to a meal, 15-30 minutes)
Goal	Deeper understanding of the temporal and eternal fruits of the Eucharist, and deeper desire to receive Him now in anticipation of that heavenly glory.
Age level(s)	K-5TH GRADE
Review	Included in the Explanation
Preparation	Gather the children and settle. Open with a prayer, asking the Holy Spirit to help their hearts and minds to be open to the beautiful teaching of Jesus' presence in the Eucharist, then invite the children to join in praying the Holy Spirit prayer.
Proclamation	Jesus calls us to share forever in the Divine Life and Love of the Trinity through the Eucharist.
Explanation	<p>Where did you come from, who are your parents? . . . Your mom and dad. Right? Do you know why they had you? Because they loved each other so much, and they wanted to share that love, so they had you, and maybe some brothers and sisters. . . So much love to share, it takes a whole family to share!</p> <p>But who created our parents' parents and our parents' parents' parents? Who created the whole world and everything in it? . . . God. Why do you think he created us? . . . Same as your parents! Because God the Father, and God the Son and God the Holy Spirit loved each other so much, and they wanted to share their love so they created the whole universe and everything in it, so that we could share in that love and in their divine life.</p>

Adapted with permission from "The Year of the Eucharist" curriculum from the Diocese of Rapid City, SD. For the original materials, go to <https://www.rapidcitydiocese.org/k-5-year-of-eucharist-faith-formation/>.

Do you think that after all that . . . after he loved us into creation . . . that God would only want to love us while we are living on this earth? . . . Where do you think God wants us to be when our time on earth is over? . . . In heaven, with him!!! God wants us to be perfectly happy, and when we are in heaven with him and all our family and friends, we will be perfectly happy forever!

Can you imagine what heaven will be like? . . . Who do you think you'll see? . . . grandparents, pets. God wants everyone we've ever loved in heaven with us!

What do you think you'll see? Every animal on earth . . . Every animal - all playing together, never fighting.

Every star and planet in the sky . . . beautiful cities.....anything you would ever want to see.

And the most beautiful sight we will be able to see is to see God, face to face. The God who created all of this, the God who gave us everything we need to be happy, and the God who forgives us when we forget to love him.

(Light candle & remind them, if necessary, of why we light a candle when reading scripture. We are going to light a candle today because we are reading the Bible, reading the words of God, about God, and about the life of Jesus . . . Jesus who is our light.) We have a picture for you to look at while we read. We often use pictures when we pray to give us something to focus on and help our imagination work. (You can use the PowerPoint slides provided for this session or a printed picture.)

John 6:35, 40, 51, 54

Does anyone know what this "Last Day" is? It is a promise that one day, Jesus will come again, in all his glory. Heaven and earth will be united as one, and we will all be raised, just like Jesus, with glorified bodies. We call that day when Heaven and earth will be united as one, and God will be all in all . . . Parousia. That is a funny word, huh? Parousia. It means the arrival of the king, and when we use that word in Church it means when Jesus, the King of Kings, arrives back on earth in his glory.

So, how is God preparing us for that eternal happiness, for that Parousia? What did he say we need to do to inherit eternal life? Eat this bread, his body and blood! How is he giving us the strength to face the journey of this life on earth, and to prepare us for the rest of our life in Heaven? With the Eucharist! In the same way that your food, your fruits and veggies and milk and bread, gives us physical strength for this life, the Eucharist gives us spiritual strength.

(For older children) Of all the times that we receive the Eucharist, there is one particular time, when it really serves as spiritual food which prepares us for the journey to heaven, and that is when we are nearing the end of our time on earth. Do you remember the Sacrament of the Anointing of the Sick? It is a **healing** sacrament, just like the Sacrament of

Reconciliation. **Sometimes** God heals our bodies, but **always** our spirit is healed, because our sins are forgiven, just like Reconciliation. And when the Sacrament of Anointing of the Sick is received at the end of our lives, the priest will give us Holy Communion. He will bring Jesus in the Eucharist to us and we can receive him as special food for our journey to heaven. In fact, the word for Eucharist received at the end of our life is **viaticum**. It means food for the journey.

Receiving Jesus in the Eucharist, **that** will give us the spiritual strength to be able to get to heaven.

Do you remember when we talked about the fact that not only is Jesus present in the Eucharist, body and blood, soul and divinity, his whole person. . . but that the time of his passion, his suffering and death, was also made present to us. That we could be with him and comfort him in his suffering.

We also talked about how if that happens at every single Mass, then when we are with Jesus in the Mass, we are with **every single person** who **ever** went to a Mass, as if we are one whole Mystical Body.

Do you realize that includes all our loved ones in heaven?!? When we are at Mass, we are closer to them than we will ever be until we get to heaven one day! In fact, we are with all the saints and angels at every single Mass. Jesus wants us to be in heaven so much, that every single Mass he gives us a taste of heaven.

One of our very special Holy Days remembers all the saints in heaven. The saints that we will join one day! It is called All Saints Day. In England, one of the words for Holy is "Hallowed" like we pray in the Our Father prayer.

Our Father, who art in heaven, hallowed be thy name.

That means we are calling God's name "holy" or "hallowed"

One of our most fun holidays comes on the night before All Saints Day, or the "eve" of All Saints Day, or All Hallows Day. "Eve" is the word we use for the night before, like Christmas Eve. We call that night before All Hallows Day "Halloween." Did you know that Halloween is actually celebrating the saints in heaven?

So, on All Saints Day, we are celebrating those saints that we hope to join. Those saints are already sharing in God's glory, the glory of all of his creation and the glory of just being in his presence. And at this Mass we remember that Jesus made it possible for us to share in God's glory with his suffering, death and resurrection. And we remember that his gift of the Eucharist is what gives us the grace to be able to join those saints in heaven!

Let's listen to the Preface prayer (Preface means "to come before," so it is early in Mass and can change for special days.) for All Saints Day:

**It is truly right and just our duty and our salvation,
Always and everywhere to give you thanks,
Lord holy Father,
Almighty and eternal God,
Through Christ our Lord.**

That might sound familiar because we say words like this part in almost every Preface. This reminds us that it is only fair for us to give God the Father thanks, always and everywhere for the beautiful gift of his friendship with us. And that we can only do **that** because of Jesus Christ.

For he assumed at his first coming, the lowliness of human flesh,

This means that when Jesus was born, he was **God**. Then he became also **man** by being born as a baby. This can remind us of how great a gift that was. It is more incredible than us wanting to become a mosquito or an ant.

And so fulfilled the design you formed long ago,

This reminds us that God has always had a plan from the dawn of creation to bring us back home to him.

An opened for us the way to eternal salvation,

This reminds us that Jesus was the one who makes it possible for us to *share in God's glory forever in heaven.*

That, when he comes again in glory and majesty

And all is at last made manifest

This is an exciting part of this prayer because it is reminding us that one day, at the Parousia, Jesus will return to earth, and this time his Glory will be so incredible that everyone will realize that his is God.

We who watch for that day may inherit the great promise

In which we now dare to hope.

Here we are praying that we will be able to inherit this incredible promise of eternal life with Jesus in heaven.

And so with all the Angels and Archangels,

With Thrones and Dominions,

And with all the hosts and Powers of Heaven,

These are all names of types of angels, . . . archangels, thrones, dominions, powers . . . are all different types of angels. Hosts is the word for all of those angels together in one big army! An army of angels, fighting for us!

We sing the hymn of your glory

As without end we acclaim

This is an invitation for us to join into the song which is always being sung in heaven!

Holy Holy Holy . . .

. (Sing or recite the Holy Holy Holy)

Every time we sing the Holy Holy Holy, it can remind us that this is the part of the Mass, where we join in with all the saints and angels, and God is giving us that little taste of heaven. And for **this** we are truly grateful.

Application	<p>Possible Activities: (Always preview before use.) Trinity - https://www.catechist.com/crafts-for-catechists-glory-be-prayer-poster/ (younger children) Trinity - https://bekids.mt/the-glory-be-prayer/ (various activities on the Glory Be prayer) Angels - https://www.catholicicing.com/angel-art-projects/ (Angels aren't just for Christmas.) Continue the "Eucharistic Revival Artwork Journal" - Copy the corresponding lesson artwork page, and have the older children write a summary of the story under the picture and fill in the "Jesus, I know you love me because" statement. Create a skit, re-enacting the Bible scene Have the children draw a picture of the story.</p>
Celebration	(Light Candle) Pray a closing prayer (you might use the Anima Christi prayer on the handout or the Holy, Holy, Holy or the Glory Be prayer), then join the rest of the community in the chapel for a testimony and closing prayer. If possible, have some social time after the closing prayer.
Vocabulary	Parousia Viaticum (older children) Preface Hallowed Eve (as in the night before) Seraphim, Cherubim, Thrones, Dominions, Virtues, Powers, Archangels, Angels Hosts (as in angels)
Resources	John 6:35, 40, 51, 54 Roman Missal, Preface for All Saints Day Art: Disputation of the Holy Sacrament, Raffaello Sanzio, Wikimedia Commons
Meal or snacks	Will there be a meal or snacks as part of this event, beginning or end of event, how long, what prep is needed to be determined by the Parish.
Testimony	Will there be a testimony as part of this event? Who will give it, how long: to be determined by the Parish. See "An Indispensable Tool of an Evangelist: How to Give Your Testimony" by Marcel Lejeune in packet.

Adapted with permission from "The Year of the Eucharist" curriculum from the Diocese of Rapid City, SD. For the original materials, go to <https://www.rapidcitydiocese.org/k-5-year-of-eucharist-faith-formation/>.

Supplies needed	<ul style="list-style-type: none"> • Bible, candle, match, snuffer or electric candle • Anima Christi Prayer Card • Full size Picture Disputation of the Holy Sacrament, on letter or ledger size paper. Can be laminated or decouped and kept throughout the year. <p>For Story Summary:</p> <ul style="list-style-type: none"> • Art Journal Page, Lesson # 7
Handouts needed	<p>Anima Christi Prayer Card</p> <p>Art Journal Page, Lesson #7 if desired</p>
Volunteers needed	<p>To be determined by the Parish.</p> <p>Teacher, people to help with activity, people to prepare and serve meal or snacks, etc.</p>
Advance preparation	<p>Training in advance, setup, music needed, etc.: To be determined by the Parish.</p> <p>Speaker/teachers have outline/handouts/materials, photocopies ready, setup for meal and classroom space, chapel ready for gathering, mics if needed, etc. Activity ready.</p>

Adapted with permission from “The Year of the Eucharist” curriculum from the Diocese of Rapid City, SD. For the original materials, go to <https://www.rapidcitydiocese.org/k-5-year-of-eucharist-faith-formation/>.

The Eucharistic Revival: Encountering Jesus in the Eucharist

Child/Family Session # 8: Annunciation: Mary, Mother of the Eucharist

Event	Catechesis: Mary, Mother of the Eucharist
Event Category	Catechesis
Brief Description of Event	This lesson will present information regarding Our Blessed Mother's relationship with Jesus in the Eucharist.
Length of Time Needed	1 hour, or, if a meal or snacks are included: 1.5-1.75 hours
Schedule of the Event	<ul style="list-style-type: none"> • Meal, with the whole community (optional, 30-45 minutes) • Break into age levels (PS-2; 3-5, MS, HS, adults) • Lesson, with activities or discussion (45 minutes) • Gather the whole community in the chapel for a testimony (5-7 minutes) • Closing prayer and blessing in the chapel (5 minutes) • Snacks and fellowship (optional, and possible alternative to a meal, 15-30 minutes)
Goal	To increase our understanding of and reverence for Our Blessed Mother's relationship with her son Jesus, in the Eucharist.
Age level(s)	K-5TH GRADE
Review	Included in the Explanation
Preparation	Gather the children and settle. Open with a prayer, asking the Holy Spirit to help their hearts and minds to be open the beautiful teaching of Jesus' presence in the Eucharist, then invite the children to join in praying the Holy Spirit prayer.
Proclamation	Just as Mary brought Jesus to us in her womb, he allows her to bring us to him even today.
Explanation	<p>When God the Father planned to send Jesus, to become like one of us - to become human, he decided to use one special person, to help accomplish that. Do you remember who that one special person is? Mary! Of all the people in every land, and in every time, God chose Mary to be the mother of his son. God knew that she would be just the right person to become Jesus' mother. God always knew that he would choose Mary, but Mary did not always know that this was the plan, until she received a special visitor.</p> <p>(Light candle & remind them, if necessary, of why we light a candle when reading scripture. We are going to light a candle today because we are reading the Bible, reading the words of God, about God, and about the life of Jesus . . . Jesus who is our light.) We have a picture for you to look at while we read. We often use pictures when we pray to give us something to focus on and help our imagination work. (You can use the PowerPoint slides provided for this session or a printed picture.)</p> <p>Luke 1:26-38</p> <p>How many of you have heard this story before? It is a great story. The moment that Jesus took on humanity and became a baby in his mother's womb.</p>

Adapted with permission from "The Year of the Eucharist" curriculum from the Diocese of Rapid City, SD. For the original materials, go to <https://www.rapidcitydiocese.org/k-5-year-of-eucharist-faith-formation/>.

Who came to Mary to deliver this great message? The angel Gabriel. In fact, the word “angel” actually means messenger. God had something important to tell Mary.

It describes Mary as a virgin who was betrothed to a man named Joseph. A virgin is a young girl who is not yet married or had a baby. Betrothed means engaged. Mary and Joseph were planning on getting married, but they weren't yet.

And he came to her and said, “Hail favored one” or in some translations they Hail, highly favored one” or use the words “Hail, Mary, Full of grace.” We've heard those words before, haven't we?

What is the angel saying here? He is telling Mary that she is full of grace, full of that life of God, that friendship with God, that we all want. He is saying that Mary **already has** that grace, that friendship. She has already been living her whole life being “plugged in” to God, connected to him. Always thinking of him, and never letting anything else be more important to God.

That means she also would have wanted to treat the people around her in the same way that God would treat them. She would have loved her friends so well! She would never have been mean or rude or hurt people's feelings. She was truly full of grace, highly favored. The perfect mother for the baby Jesus.

Remember we talked about the Ark of the Covenant that carried the manna from heaven? It was a beautiful box, covered in gold, to carry around that most precious bread, and the 10 Commandments. And in our churches now, the most beautiful thing in the church is the gold tabernacle which holds the Eucharist. Doesn't it make sense that God would create the most beautiful perfect woman for his son to be carried in? She's like a new Ark of the Covenant, to carry around Jesus who is the true bread from heaven!

What does Mary have on her lap here? A book, like a Bible or a book of prayers. The artist is picturing Mary praying, even before the angel arrived. She is always thinking of God.

We can also look at what Mary is wearing, a blue robe over a red dress. In art, very often colors are used to convey something special. Blue very often represents heaven, and red often represents humanity, or motherhood. The blue of her outer robe shows us that Mary is very close to heaven, very close to God. We often see Mary portrayed as wearing blue because she is full of grace.

The Bible tells us that Mary was greatly troubled. How would you react if an angel came to you? Shocked or surprised? Maybe scared? But the angel reassures her, saying that she has found favor with God.

Then what does he tell her? That she will have a baby, named Jesus, and he will be great, and God will give him a throne forever, and that there would be no end to his kingdom.

This is incredible news! But wait, remember we learned that Mary was a virgin and not yet married? Mary wonders how she could have a child yet. But the angel tells her that Joseph won't be the father, that God would be the baby's father. The Holy Spirit would make this possible.

And to show how powerful God is, the angel tells her that her much older cousin, Elizabeth, is also pregnant! Elizabeth had always wanted a child,

and could never have one. Everyone thought she never would have a child, that is why they said she was barren. Barren is something that does not have life in it. For Elizabeth to be pregnant was a true miracle!

What does Mary say? She says YES! Mary says she will do whatever God desires. She says, "Behold I am the handmaid of the Lord." A handmaid is like a servant. Someone who does whatever her master tells her to do. Mary is saying that she is God's servant. We call this her Fiat, her "yes."

Mary is saying yes to God, just like we pray to be able to do in the Our Father . . . Thy Kingdom come, thy will be done, on earth like it is in heaven. When we pray "thy will be done," we are praying that we will know what God wants and be able to do whatever God wants. Mary is showing us the way to heaven, with her YES.

Do you think God could have sent Jesus to us without asking for Mary's help? Sure, He could have, He's God! But God always wants us to cooperate with Him, to help Him with His plans. He knows that we will be happiest when we are helping Him to bring our world closer to our heavenly destiny. God chose Mary to help Him to show us how important it is for us to say YES to God as well.

(For the older children) Do you see those two people up in the corner? Do you have any idea what is happening there? Who those people might be? What can you tell me about them? It looks like a man and a woman. Do they look happy or sad? Not very happy. Who is behind them? Another angel, but this one doesn't look happy. In fact, if we could see closer, it looks like he is pointing. What could he be saying? Go away? When would an angel have sent a man and a woman away from something? Adam and Eve being expelled from the Garden of Eden. Why do you think the artist would have put this little scene in this painting? Do you remember how Adam and Eve sinned against God, breaking his rules, and so they were no longer able to stay in the Garden? When God was cursing the snake, he said something curious. Let's listen:

Gen 3:15

He said he would **put enmity between you and the woman, between your offspring and hers**. So this snake, this serpent, would have two new enemies, a woman and her child. They seem to be a team, huh? Who do you think that mother and child are? Jesus and Mary!

Together they will strike at the serpent's head, while the serpent would be striking at their heels. If you want to win a fight or a battle, do you think you would more likely win if you were hitting the enemies head or feet? Their head. When God says that the Mother and Child will be striking the serpent's head, while the serpent can only strike at their heels, who do you think God is telling us will win that battle? Mary and Jesus!

From the very first moment when Adam and Eve had to leave the Garden, God was promising that one day they would be back. And the team that would bring them back was our Lord Jesus Christ, and his Blessed Mother Mary.

(All Children)

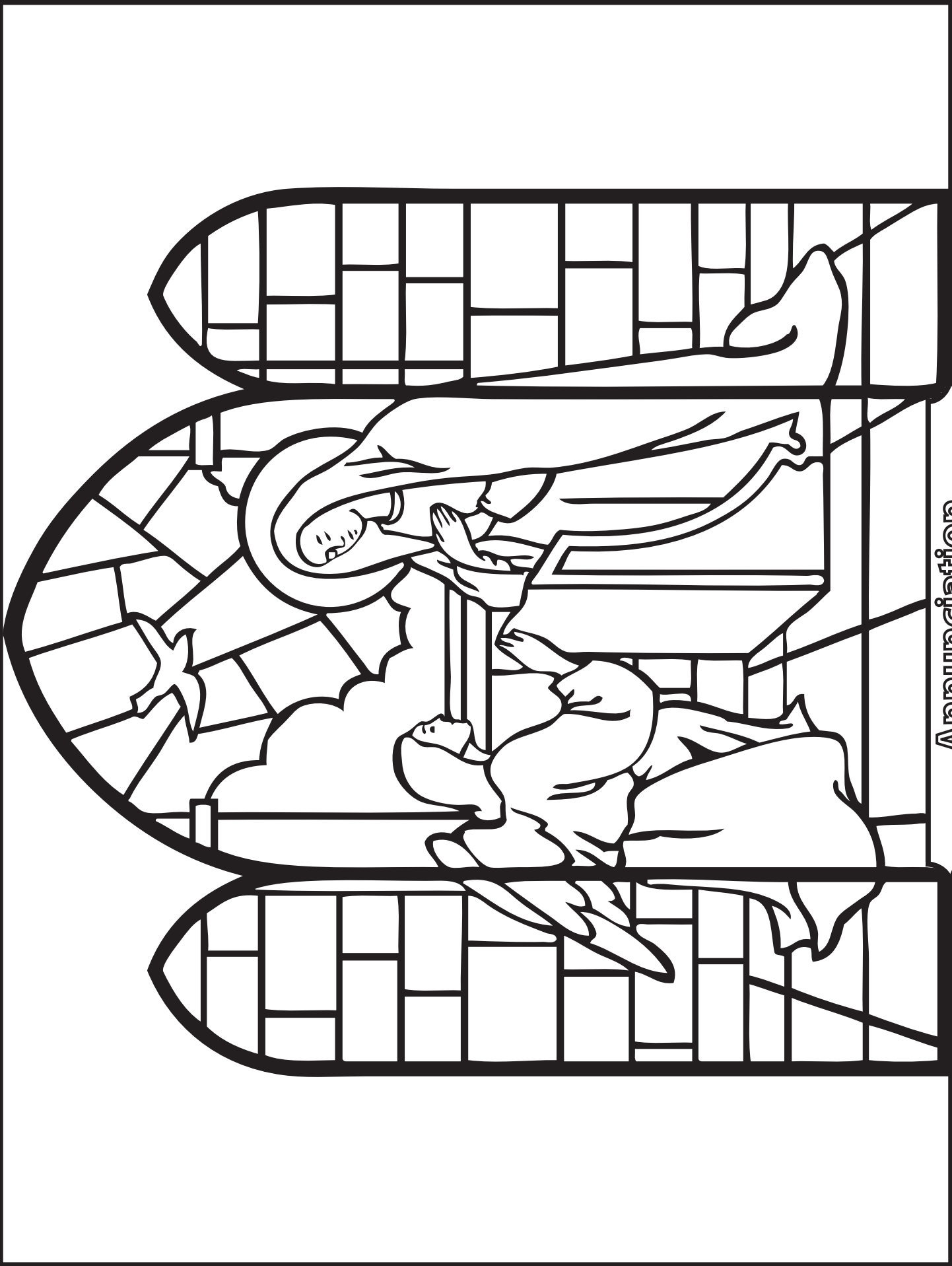
One of the last things Jesus did on the cross was to tell us how important that our relationship to his mother, Mary would be.

	<p>John 19:25-27</p> <p>Was John really Mary's son? No. Jesus had no brothers and sisters, and we hear elsewhere in the Bible that his mother was Mary Salome. Why would Jesus have said that? We see that John took her into his home and treated her as his own mother. Jesus was asking us to do the same thing. We can look to Mary for her love and guidance, just like we do our own moms.</p> <p>God trusted Mary to bring Jesus to the world. We can trust Mary, our Blessed Mother, to bring us to Jesus.</p>
Application	<p>Possible Videos: (Always preview before use.) https://www.youtube.com/watch?v=VrYvuYwPAvU (For younger children) https://www.khanacademy.org/humanities/renaissance-reformation/early-renaissance1/painting-in-florence/v/fra-angelico-the-annunciation-c-1438-47 (For older children - a short analysis of Fra Angelico's "Annunciation" in the location it was painted. Additional vocab. words should be discussed.)</p> <p>Possible Activities: https://catholicinspired.design/product/annunciation-prayer-craft-easy-color-create-pdf-download/ (Annunciation triptych craft) Continue the "Eucharistic Revival Artwork Journal" - Copy the corresponding lesson artwork page, and have the older children write a summary of the story under the picture and fill in the "Jesus, I know you love me because" statement. Create a skit, re-enacting the Bible scene Have the children draw a picture of the story. Journal about their prayer experiences. This can be done either written or through pictures. Some children will prefer to capture their experience in pictures, even older ones.</p>
Celebration	<p>(Light Candle) Pray the Hail Holy Queen, or sing the Salve Regina</p> <p>Hail Holy Queen, Mother of Mercy, our life, our sweetness and our hope. To thee do we cry, poor banished children of Eve; To thee do we send up our sighs, mourning and weeping in this valley of tears. Turn then, most gracious advocate, thine eyes of mercy toward us and after this our exile show unto us the blessed fruit of thy womb, Jesus. O clement, O loving, O sweet Virgin Mary!</p> <p>Pray for us, O holy Mother of God, that we may be made worthy of the promises of Christ.</p> <p>Then join the rest of the community in the chapel for a testimony and closing prayer. If possible, have some social time after the closing prayer.</p>
Vocabulary	<p>Angel Virgin Betrothed Fiat</p>

Adapted with permission from "The Year of the Eucharist" curriculum from the Diocese of Rapid City, SD. For the original materials, go to <https://www.rapidcitydiocese.org/k-5-year-of-eucharist-faith-formation/>.

Resources	<p>Luke 1:26-38 Gen 3:15 for older children John 19:25-27</p> <p>Art: Annunciation, Fra Angelico, Web Gallery of Art</p>
Meal or snacks	Will there be a meal or snacks as part of this event, beginning or end of event, how long, what prep is needed to be determined by the Parish.
Testimony	Will there be a testimony as part of this event, who will give it, how long: to be determined by the Parish. See “An Indispensable Tool of an Evangelist: How to Give Your Testimony” by Marcel Lejeune in packet.
Supplies needed	<ul style="list-style-type: none"> • Bible, candle, match, snuffer • Anima Christi Prayer Card • Hail, Holy Queen prayer sheet • Full size Picture Annunciation, on letter or ledger size paper. Can be laminated and kept throughout the year. <p>Depending on Activity:</p> <ul style="list-style-type: none"> • Materials for selected craft or activity • For Story Summary: Art Journal Page, Lesson #8
Handouts needed	Anima Christi Prayer Card Art Journal Page, Lesson #8 if desired
Volunteers needed	To be determined by the Parish. Teacher, people to help with activity, people to prepare and serve meal or snacks, etc.
Advance preparation	Training in advance, setup, music needed, etc.: to be determined by the Parish. Speaker/teachers have outline/handouts/materials, photocopies ready, setup for meal and classroom space, chapel ready for gathering, mics if needed, etc. Activity ready.

Adapted with permission from “The Year of the Eucharist” curriculum from the Diocese of Rapid City, SD. For the original materials, go to <https://www.rapidcitydiocese.org/k-5-year-of-eucharist-faith-formation/>.



Annunciation

Prayers Used

Holy Spirit Prayer

Come, Holy Spirit, fill the hearts of your faithful
and kindle in them the fire of your love.

Send forth your Spirit and they shall be created,
and you shall renew the face of the earth. (Stop here for younger children; for older children, continue.)

Let us pray.

O God, who have taught the hearts of the faithful
by the light of the Holy Spirit,
grant that in the same Spirit we may be truly wise
and ever rejoice in his consolation.
Through Christ our Lord. Amen.

Anima Christi Prayer

Soul of Christ, sanctify me.
Body of Christ, save me.
Blood of Christ, inebriate me.
Water from the side of Christ, wash me.
Passion of Christ, strengthen me.
O Good Jesus, hear me.
Within your wounds hide me.
Permit me not to be separated from you.
From the wicked foe, defend me.
At the hour of my death, call me
and bid me come to you
That with your saints I may praise you
For ever and ever. Amen.

Glory Be Prayer

Glory be to the Father, to the Son and to the Holy
Spirit,
As it was in the beginning,
Is now,
And ever shall be,
World without end. Amen.

Hail Holy Queen

Hail Holy Queen, Mother of Mercy, our life, our sweetness and our hope.
To thee do we cry, poor banished children of Eve; To thee do we send up our sighs,
mourning and weeping in this valley of tears. Turn then, most gracious advocate,
thine eyes of mercy toward us
and after this our exile show unto us the blessed fruit of thy womb, Jesus.
O clement, O loving, O sweet Virgin Mary!

Pray for us, O holy Mother of God, that we may be made worthy of the promises of Christ.

Adapted with permission from "The Year of the Eucharist" curriculum from the Diocese of Rapid City, SD. For the original materials, go to <https://www.rapidcitydiocese.org/k-5-year-of-eucharist-faith-formation/>.